

Student Satisfaction Survey on Teaching Learning Process (2020 - 2021)

Instructions to fill the questionnaire

- All questions should be compulsorily attempted.
- Each question has five responses, choose the most appropriate one.
- The response to the qualitative question no. 21 is student's opportunity to give
- Suggestions or improvements; she/he can also mention weaknesses of the institute here. (Kindly restrict your response to teaching learning process only)

Summary

Total Responses: **1751**

Q.no	Survey Question	Average value of responses
1	How much of the syllabus was covered in the class? 4 - 85 to 100% 3 - 70 to 84% 2 - 55 to 69% 1- 30 to 54% 0 -Below 30%	3.45
2	How well did the teachers prepare for the classes? 4 -Thoroughly 3 - Satisfactorily 2 - Poorly 1 - Indifferently 0 - Won't teach at all	3.26
3	How well were the teachers able to communicate? 4 - Always effective 3 - Sometimes effective 2 - Just satisfactorily 1- Generally ineffective 0- Very poor communication	3.29
4	The teachers approach to teaching can best be described as 4- Excellent 3 - Very good 2 - Good 1 - Fair 0- Poor	3.05
5	Fairness of the internal evaluation process by the teachers 4 - Always fair	3.22

	<p>3 – Usually fair 2 – Sometimes unfair 1 – Usually unfair 0– Unfair</p>	
6	<p>Was your performance in assignments discussed with you? 4 – Every time 3 – Usually 2 – Occasionally/Sometimes 1 – Rarely 0– Never</p>	3.00
7	<p>The institute takes active interest in promoting internship, student exchange, field visit opportunities for students 4 – Regularly 3 – Often 2 – Sometimes 1 – Rarely 0– Never</p>	2.74
8	<p>The teaching and mentoring process in your institution facilitates you in cognitive, social and emotional growth 4 – Significantly 3 – Very well 2 – Moderately 1 – Marginally 0– Not at all</p>	3.04
9	<p>The institution provides multiple opportunities to learn and grow 4 – Strongly agree 3 – Agree 2 – Neutral 1 – Disagree 0– Strongly disagree</p>	3.12
10	<p>Teachers inform you about your expected competencies, course outcomes and programme outcomes 4 – Every time 3 – Usually 2– Occasionally/Sometimes 1 – Rarely 0– Never</p>	3.16
11	<p>Your mentor does a necessary follow-up with an assigned task to you 4 – Every time 3 – Usually 2 – Occasionally/Sometimes 1 – Rarely 0 – I don't have a mentor</p>	3.23

12	The teachers illustrate the concepts through examples and applications 4 - Every time 3 - Usually 2 - Occasionally/Sometimes 1 - Rarely 0 - Never	3.20
13	The teachers identify your strengths and encourage you with providing right level of challenges 4 - Fully 3 - Reasonably 2 - Partially 1 - Slightly 0 - Unable to	2.91
14	Teachers are able to identify your weaknesses and help you to overcome them 4 - Every time 3 - Usually 2 - Occasionally/Sometimes 1 - Rarely 0 - Never	2.83
15	The institution makes effort to engage students in the monitoring, review and continuous quality improvement of the teaching learning process 4 - Strongly agree 3 - Agree 2 - Neutral 1 - Disagree 0 - Strongly disagree	3.07
16	The institute/ teachers use student centric methods, such as experiential learning, participative learning and problem solving methodologies for enhancing learning experiences 4 - To a great extent 3 - Moderate 2 - Some what 1 - Very little 0 - Not at all	3.04
17	Teachers encourage you to participate in extracurricular activities 4 - Strongly agree 3 - Agree 2 - Neutral 1 - Disagree 0 - Strongly disagree	3.02

18	Efforts are made by the institute/ teachers to inculcate soft skills, life skills and employability skills to make you ready for the world of work 4 - To a great extent 3 - Moderate 2 - Some what 1 - Very little 0 - Not at all	3.20
19	What percentage of teachers use ICT tools such as LCD projector, Multimedia, etc while teaching 4 - Above 90% 3 - 70 - 89% 2 - 50 - 69% 1 - 30 - 49% 0 - Below 29%	3.21
20	The overall quality of teaching-learning process in your institute is very good 4 -Strongly agree 3 - Agree 2 - Neutral 1 - Disagree 0 - Strongly disagree	3.13

21. Give three observation / suggestions to improve the overall teaching – learning experience in your institution.

- a)
- b)
- c)

(Report Enclosed)



Student Satisfaction Survey 2020-2021

1,751 responses

[Publish analytics](#)

NAME OF THE STUDENT

1,751 responses

- Vidyabharati Ippili
- Benarji Atla
- B saideep
- Chinthada chinnarao
- Pasupureddi Avinash
- K.aastha
- Mamidipaka Saikumar
- R.Harsha Vardhan Reddy
- B.layla sudha



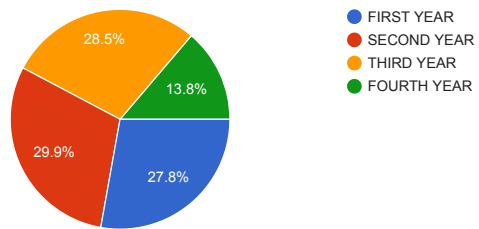
JNTU No

1,751 responses

17341A0577
19341D4201
18341A0207
18341a0208
19345A0221
18341A0253
19341A045
19341A0259
18341A0261

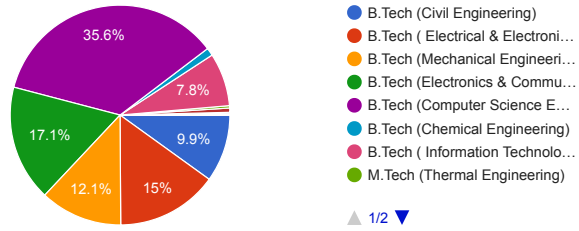
Class

1,751 responses



BRANCH

1,751 responses



Mobile Number

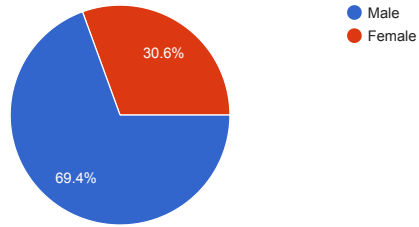
1,751 responses

9515889166
+916302476600
6302367160
8186996620
7382244494
7032838985
6304010172, 9676504481
6300870331
9652878599



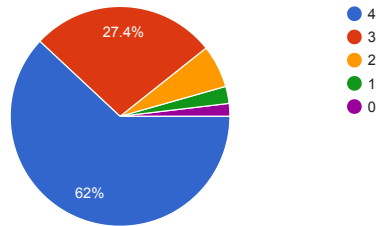
Gender

1,751 responses



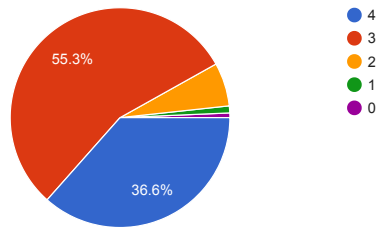
1. How much of the syllabus was covered in the class? (4 – 85 to 100% 3 – 70 to 84% 2 – 55 to 69% 1– 30 to 54% 0 –Below 30%)

1,751 responses



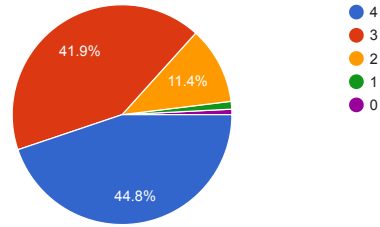
2. How well did the teachers prepare for the classes? (4 –Thoroughly 3 – Satisfactorily 2 – Poorly 1 – Indifferently 0 – Won't teach at all)

1,751 responses



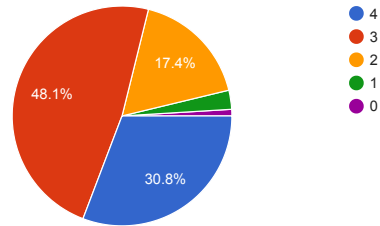
3. How well were the teachers able to communicate? (4 – Always effective
3 – Sometimes effective 2 – Just satisfactorily 1– Generally ineffective 0–
Very poor communication)

1,751 responses



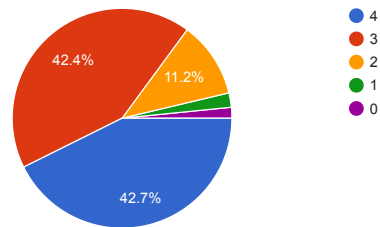
4. The teacher's approach to teaching can best be described as (4–
Excellent 3 – Very good 2 – Good 1 – Fair 0– Poor)

1,751 responses



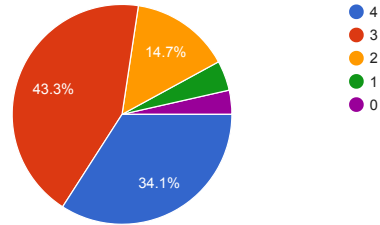
5. Fairness of the internal evaluation process by the teachers. (4 – Always
fair 3 – Usually fair 2 – Sometimes unfair 1 – Usually unfair 0– Unfair)

1,751 responses



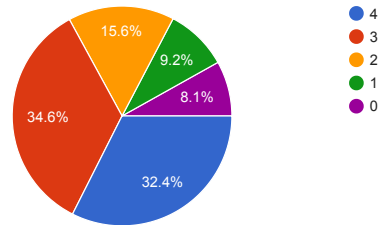
6. Was your performance in assignments discussed with you? (4 – Every time 3 – Usually 2 – Occasionally/Sometimes 1 – Rarely 0– Never)

1,751 responses



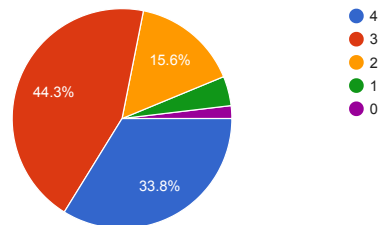
7. The institute takes active interest in promoting internship, student exchange, field visit opportunities for students. (4 – Regularly 3 – Often 2 – Sometimes 1 – Rarely 0– Never)

1,751 responses



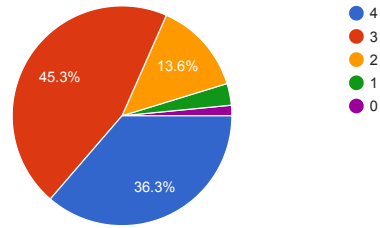
8. The teaching and mentoring process in your institution facilitates you in cognitive, social and emotional growth. (4 – Significantly 3 – Very well 2 – Moderately 1 – Marginally 0– Not at all)

1,751 responses



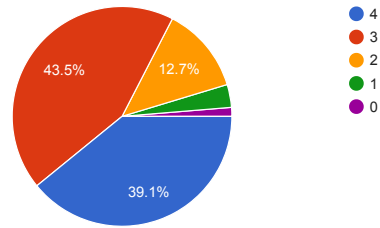
9. The institution provides multiple opportunities to learn and grow.(4 – Strongly agree 3 – Agree 2 – Neutra 1 – Disagree 0– Strongly disagree)

1,751 responses



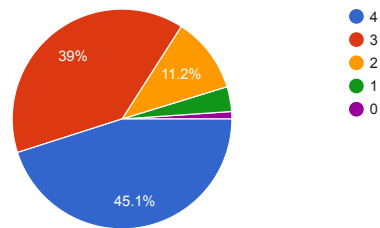
10. Teachers inform you about your expected competencies, course outcomes and programme outcomes. (4 – Every time 3 – Usually 2– Occasionally/Sometimes 1 – Rarely 0– Never)

1,751 responses



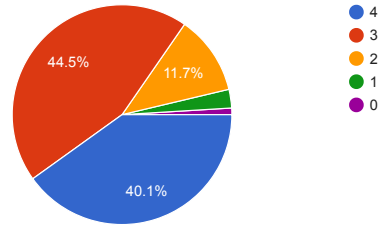
11. Your mentor does a necessary follow-up with an assigned task to you. (4 – Every time 3 – Usually 2 – Occasionally/Sometimes 1 – Rarely 0 – I don't have a mentor)

1,751 responses



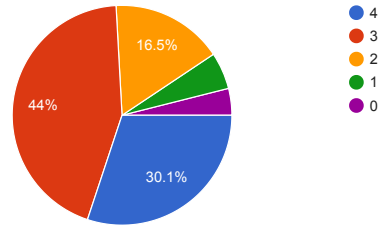
12. The teachers illustrate the concepts through examples and applications. (4 – Every time 3 – Usually 2 – Occasionally/Sometimes 1– Rarely 0 – Never)

1,751 responses



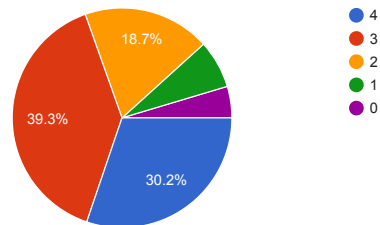
13. The teachers identify your strengths and encourage you with providing right level of challenges. (4 – Fully 3 – Reasonably 2 – Partially 1 – Slightly 0– Unable to)

1,751 responses



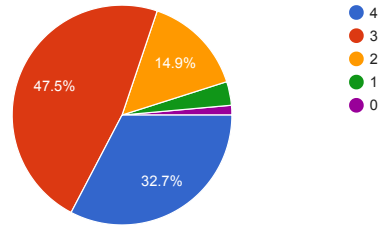
14. Teachers are able to identify your weaknesses and help you to overcome them.(4 – Every time 3 – Usually 2 – Occasionally/Sometimes 1 – Rarely 0 – Never)

1,751 responses



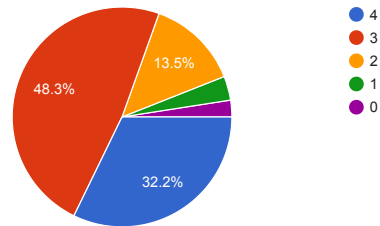
15. The institution makes effort to engage students in the monitoring, review and continuous quality improvement of the teaching learning process. (4 – Strongly agree 3 – Agree 2 – Neutral 1 – Disagree 0 – Strongly disagree)

1,751 responses



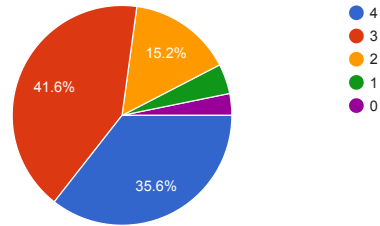
16. The institute/ teachers use student centric methods, such as experiential learning, participative learning and problem solving methodologies for enhancing learning experiences.(4 – To a great extent 3 – Moderate 2 – Some what 1 – Very little 0 – Not at all)

1,751 responses



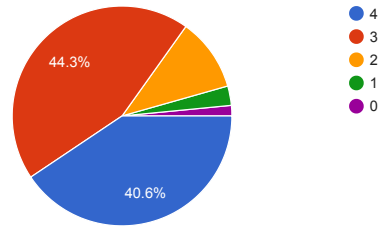
17. Teachers encourage you to participate in extracurricular activities.(4 – Strongly agree 3 – Agree 2 – Neutral 1 – Disagree 0 – Strongly disagree)

1,751 responses



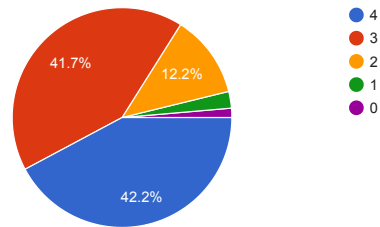
18. Efforts are made by the institute/ teachers to inculcate soft skills, life skills and employability skills to make you ready for the world of work (.4 – To a great extent 3 – Moderate 2 – Some what1 – Very little 0 – Not at all)

1,751 responses



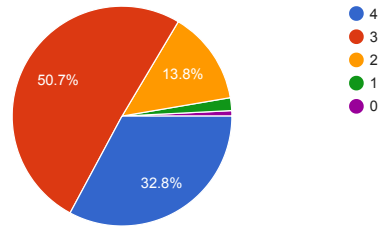
19. What percentage of teachers use ICT tools such as LCD projector, Multimedia, etc. while teaching. (4 – Above 90% 3 – 70 – 89% 2 – 50 – 69% 1 – 30 – 49% 0 – Below 29%)

1,751 responses



20. The overall quality of teaching-learning process in your institute is very good. (4 –Strongly agree 3 – Agree 2 – Neutral 1 – Disagree 0 – Strongly disagree)

1,751 responses



21. Give three observation / suggestions to improve the overall teaching – learning experience in your institution. (Give suggestions or improvements (Kindly restrict your response to teaching learning process only)

1,751 responses

Nothing
Good
No suggestions
No
NA
Nothing
-
None
.

This content is neither created nor endorsed by Google. [Report Abuse](#) - [Terms of Service](#) - [Privacy Policy](#).

Google Forms



